| ENC No. | ENC Description | DR. |
|---|---|---|

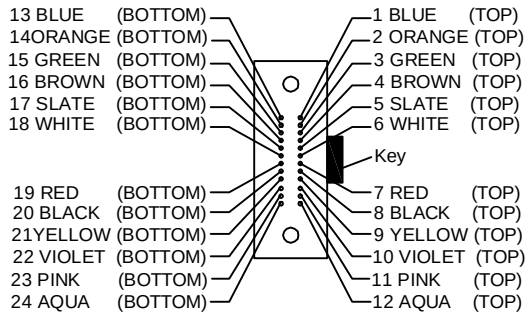


View A

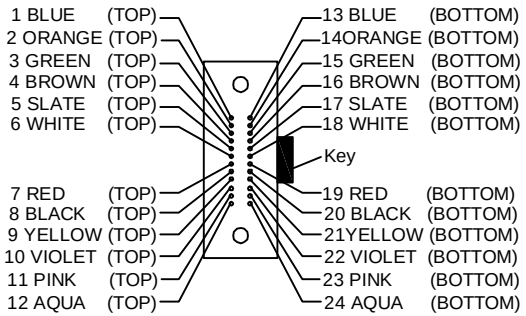


View B

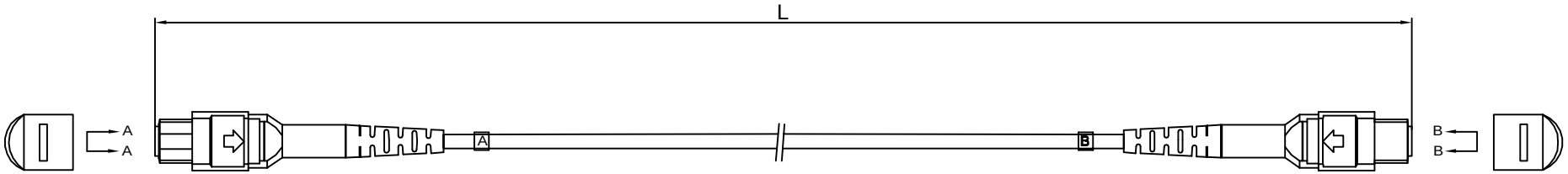


INSERTION LOSS-PER CONNECTOR
<.25dB (LC.SC.ST.FC)(MM.SM.SM/APC)
<.35dB (12F MTP)(MM)
<.60dB (12F MTP)(SM)
<.50dB (24F MTP)(MM)
<.70dB (24F MTP)(SM)

TESTED PER FOTP-171 METHOD B
(UNLESS OTHERWISE REQUESTED)
850nm (MM)
1310nm (SM)

RETURN LOSS
<-25dB (12F MTP)(MM)
<-20dB (24F MTP)(MM)
<-60dB (12F MTP)(SM)
<-57dB (24F MTP)(SM)

TESTED PER FOTP-171 METHOD B
(UNLESS OTHERWISE REQUESTED)
850nm (MM)
1310nm (SM)

| PARAMETER | Singlemode Requirement | Multimode Requirement |
|---|---|---|
| X Radius of Curvature | > 2000 mm | > 2000 mm |
| Y Radius of Curvature | > 5 mm | > 5 mm |
| X Endface Angle (also Y for flat polished connentors) | -0.20 Deg < GX < 0.20 Deg | -0.20 Deg < GX < 0.20 Deg |
| Y Endface Angle | 7.80 Deg < GX < 8.20 Deg | -0.20 Deg < GX < 0.20 Deg |
| Fiber Protrusion Height | 1000 nm < H < 3500 nm | 1000 nm < H < 3500 nm |
| Fiber Protrusion Differential Total | < 400 nm | < 400 nm |
| Fiber Protrusion Differential Adjacent | < 200 nm | < 200 nm |
| Core Dip | N/A | -200 nm < CD < 150 nm |
| Maximum Co-planarity | N/A | < 500 nm |
| Flatness Deviation | N/A | < 2000 nm |
| Minimum Vaid Pixels Ration | N/A | > 23% |

| Unless Otherwise Specified: | PART ITEM | QTY. | MATERIAL | NAME | Surface Treatment | N.W. | REF. |
|---|---|---|---|---|---|---|---|
| UNIT: mm | DR. | | CHKD. | APPD. | Intended Use | | SCALE x:1 |

DIM Tol.: X. ± / .X ± / .XX ± / .XXX±
Angle Tol.: X°. ± / .X° ± / .XX° ± / .XXX°±

TITLE: MTP 24 Fiber Trunk Cable

| DWG No. | VERSION | SHEET |
|---|---|---|
| | A | 1 of 1 |